

3Shape Dental System Product Catalog

Version 19.3



Tailor to your needs

3Shape supports every step of your digital journey. With 3Shape you can tailor a CAD/CAM solution perfectly matched to your lab's current size, budget and business model, and expand your offering with new services as you grow.

Choose a scanner and the design software. Add LabCare or Basic Package according to your needs. Additional software modules can be purchased along with your system or added later, when required.




1. Scanner

- E1
- E2
- E3
- E4
- D2000



2. Software Package

- Scan Only
- Crown & Bridge
- Premium
- Complete Restorative
- Removables
- Optional add-ons and CAD Points



3. Service Package

- LabCare
- Basic Package



4. PC and Scanner Tools

- Upgrade PC
- Trade-up, Trade-in
- Scanner Tools
- Articulator Transfer Plates

Step 1: Choose your scanner



E1

Essential scanning to digitize your lab

- 2 x 5 MP cameras
- Accuracy (ISO 12836): 10 µm
- Scan speed (full arch): 40 sec
- Scan Speed (full arch impression): 130 sec
- Texture: n/a
- Scanning Strategy: Standard



E2

Increase productivity and texture scanning

- 2 x 5 MP cameras
- Accuracy (ISO 12836): 10 µm
- Scan speed (full arch): 30 sec
- Scan speed (full arch impression): 90 sec
- Texture: B&W
- Scanning Strategy: Standard



E3

High performance and implant bar accuracy

- 2 x 5 MP cameras
- Accuracy (ISO 12836): 7 µm
- Scan speed (full arch): 22 sec
- Scan speed (full arch impression): 80 sec
- Texture: Color
- Scanning Strategy: Standard



E4

Ultra-high speed and accuracy

- 4 x 5 MP cameras
- Accuracy (ISO 12836): 4 µm
- Scan speed (full arch): 9 sec
- Scan speed (full arch impression): 45 sec
- Texture: Color
- Scanning Strategy: Die-in-model



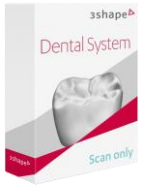
D2000

All-in-one scanning for max volume throughput

- 4 x 5 MP cameras
- Accuracy (ISO 12836): 5 µm
- Scan speed (full arch): 16 sec
- Scan speed (full arch impression): 65 sec
- Texture: Color
- Scanning Strategy: Die-in-model & All-in-one

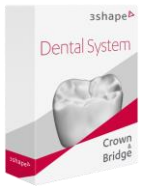
See Appendix I page 26–30 for complete Scanner Packages

Step 2: Choose your design software



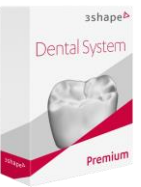
Scan Only

The easy way to go digital! Receive TRIOS cases or scan gypsum models and send to an external design service.



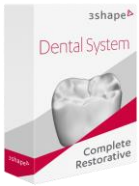
Crown & Bridge

Design full anatomies, bridges, copings, frameworks and wax-ups. Use CAD points to provide advanced indications



Premium

Design all indications from the Crown & bridge package plus splints, digital temps, digital smile design, RealView, telescopes, post & core and more.



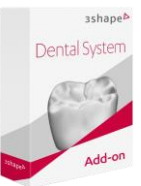
Complete Restorative

Get all indications from the Premium and Removables packages plus all available restorative add-ons to design abutments, implant bars, models and more at an attractive price.



Removables

For labs that specialize in providing full and partial dentures



Optional add-ons and CAD Points

Supplement your solution with add-on modules to offer abutments, implant bars and bridges, models, dentures and more. Or, purchase CAD Points to use on a case-by-case basis for indications not included in your package

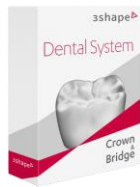
See Appendix II page 31 for Dental System Configurations.

See Appendix III page 32-33 for the content of your design software package

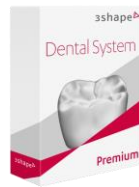
Step 1-2: Choose your scanner & design software package item



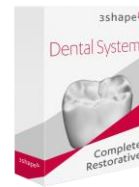
Scan Only



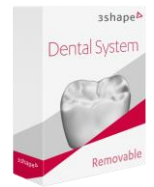
Crown & Bridge



Premium



Complete Restorative



Removables



E1

#20007410

#20007411

#20007412

#20007413

#20007414



E2

#20007430

#20007431

#20007432

#20007433

#20007434



E3

#20007450

#20007451

#20007452

#20007453

#20007454



E4


#20007490

#20007491

#20007492

#20007493

#20007494



D2000

#20007830

#20007831

#20007832

#20007833










#20007834

All scanner packages include a pc. For more information see Appendix I page 26-30.

Step 2: Choose Optional Add-ons

Restorative




Requires an active Dental System Design seat. Please provide our sales team with the dongle number when ordering. The Service Model chosen for your Dental System will also be applied for the add-on modules. For additional seat add-on modules please see price list. Suggested Retail Prices shown below.

	LabCare	Basic Package
 Abutment Designer – 1 seat CAD software for designing customized abutments and screw-retained crowns**	#80243010	#80243260
	Annual Subscription	
 Abutment Designer, Implant Bar & Bridge – 1 seat Abutment Designer and Implant Bar and Bridge Design**	#80243170	#80243265
	Annual Subscription	
 Removable Partial Design – 1 seat CAD software for designing removable partial dentures	#80243052	#80243240
	Annual Subscription	
 Full Dentures – 1 seat CAD software for designing Full Dentures	#80243090	#80241175
	Annual Subscription	
 Model Builder TRIOS® – 1 seat CAD software for designing Digital Lab Models based on TRIOS scans and 3Shape impression scans. To design models based on impression scans, you need the Impression Scanning Add-On	#80249000	#80249047
	Annual Subscription: 0	
 Model Builder ALL Scans – 1 seat CAD software for designing digital lab models based on TRIOS scans, Sirona Cerec (3se files), Apollo scans, Dental Wings scans, iTero scans, 3M True Definition, Plan Scan, and 3Shape impression scans as well as other STL files	#80249020	#80249071
	Annual Subscription	
 Impression Scanning – Unlimited seats Scanning software optimized for impression scanning with Model Builder for impression scans	#80244010	#80244043
	Annual Subscription: 0	
 Smile Design – 1 seat Create digital smile designs and share photo-realistic images of the patient's future smile. Included DS Premium, DS Complete Restorative. Use the 2D smile design to guide the 3D restorative design.	#80740050	#80740052
	Annual Subscription	
 Splint Design – 1 seat Design and produce splints, night guards, protectors and similar dental appliances with a simple, fast and intuitive workflow.	#80241372	#80241374
	Annual Subscription	

See Appendix II on page 31 and Appendix III page 32-33 for a detailed description of the various software packages and system configurations.

** Makes use of 1 design seat as well as 1 add-on seat during design.

Step 2: Choose Optional Add-ons Implant and Ortho

	LabCare	Basic Package
 Implant Studio – 1 seat Implant Studio App for Dental System Prosthetic driven implant planning and surgical guide design*	#85240010	N/A
	Annual Subscription	
 Clear Aligner Studio – 1 seat Full workflow for orthodontic analysis, diagnostic and same-day start of clear aligner treatment. Incl. export STL of virtual sub setups (clear aligners), ID tags and hollowing**	#80245505	N/A
	Annual Subscription	
 Ortho System Premium Add-on to Dental System – 1 seat Extensive Orthodontics package incl. Ortho Analyzer, Study Model Builder, Ortho Planner, Bracket Placement, Planning Model Builder, Appliance Designer, Design model builder, Bracket Transfer and clear aligner design	#80242202	#80245415
	Annual Subscription	

* See Appendix VI page 35 for further information

** Clear Aligner Studio is only sold as an Add-on to Dental System, not as standalone.

CAD Points

Buy CAD Points to pay as you go to use indications not included in your design software.

Use CAD points for Customized Abutments, Implant Bars & Bridges, Removable Partial Dentures, Full Dentures, Model Builder TRIOS® and Model Builder All Scans.*

 100 CAD Points	#80248100
 200 CAD Points	#80248101
 500 CAD Points	#80248102

* See Appendix V on page 34.

Step 3: Choose your Service Package

You can choose between two service packages to go with your 3Shape solution – LabCare or Basic Package. The LabCare subscription package is optional and gives high value services to keep you ahead. For labs with a restricted budget, the Basic Package offers limited services free of charge. Both options are flexible, and you can subscribe or unsubscribe when needed.*

LabCare Subscription

Authorized support
Get help from experts in your local language and time-zone



Software upgrades
Get all new software releases with the latest developments including libraries, workflows and tools.

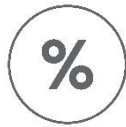


Wide range of training options
Access to hands-on training events and lectures held by authorized 3Shape experts and renowned speakers**



25% discounts on

- on additional seats
- subscription on additional seats
- on 3Shape Academy training at a local 3Shape facility**



Warranty & replacement service
5-year warranty & replacement service with purchase of E4 and D2000 scanners***



No-subscription Basic Package

Pay for support
Charged per case

No upgrades
You get the software version corresponding to the year of purchase.

No expert training
Self-training using available 3Shape videos and manuals

No discounts
Not eligible for special offers

No options
No option for warranty and replacement service

* Terms and conditions apply. See page 22 and 34 for further details

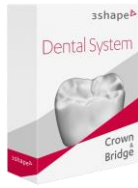
** Subject to availability in your country

*** Contact your local resellers for availability. For E1, E2 and E3 you can purchase 3Shape Warranty and Replacement service separately, when choosing LabCare

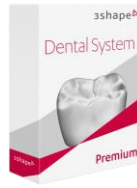
Step 3: Choose your Service Package



Scan Only



Crown & Bridge



Premium



Complete Restorative



Removables

Basic Package			#99000210		
LabCare	#99000200	#99000201	#99000202	#99000203	#999000204
Annual Subscription from 2 nd year onwards					

Upfront payment of LabCare

Prepay LabCare up to 5 years and get discount on your LabCare subscription.

Years	Discount
1 additional year	5 %
2 additional years	10 %
3 additional years	15 %
4 additional years	20 %

Warranty and Replacement service



5 year Warranty and Replacement Service for LabCare customers with E1, E2 and E3. Included free of charge for E4 and D2000 on LabCare.*

99000100






* Please see page 22 For more info on Warranty and Replacement.

Step 4: Upgrade PC, Trade-up/in and Scanner Tools



Upgrade your PC

3Shape Dental System comes with default PCs that have been chosen to give a great scanning and design experience. For advanced users who scan and design advanced cases, an upgrade of the PC can give a significant performance enhancement. Depending on the scanner model, different options exist for upgrading the standard PC to a more powerful PC. Prices shown below are price to upgrade and only available when buying new scanners.

	Standard PC* HP EliteDesk 800		High performance PC* HP Z2 TWR		Ultra PC* HP Z2 TWR
	<ul style="list-style-type: none"> • Intel Core i7 • 16GB RAM • 1TB HDD • GT 1030 2GB VRAM 		<ul style="list-style-type: none"> • Intel Core i7 • 32GB RAM • 1TB HDD • GTX 1050ti 4GB VRAM 		<ul style="list-style-type: none"> • Intel Core i7 • 32GB RAM • 1TB SSD • GTX 1060 6GB VRAM
				Upgrade item	Upgrade item
 E1	<input checked="" type="checkbox"/>			#80248990	#80248991
 E2	<input checked="" type="checkbox"/>			#80248990	#80248991
 E3	<input type="checkbox"/>		<input checked="" type="checkbox"/>		#80248992
 E4	<input type="checkbox"/>		<input checked="" type="checkbox"/>		#80248992
 D2000	<input type="checkbox"/>		<input checked="" type="checkbox"/>		#80248992

Default PC included

Not applicable

* Note: PC models are subject to change. For current offering, please check with your reseller. Refer to 3Shape PC catalog for current specifications

Trade-up/Trade-in

Trade-up

Our trade-up scanners are designed to make it easy to upgrade to the latest scanner technology at an attractive price. The customer gets a new 3Shape Lab Scanner and PC and continues with the existing dongle. The 3Shape Trade-up scanners have an attractive price to a comparable new scanner sold with Dental System Premium.



E2



E3



E4



D2000

Item	#20009052	#20009053	#20009054	#20009050
------	-----------	-----------	-----------	-----------

Conditions

- Customer is initially charged the price of the trade-up scanner and the return credit. The deposit is credited once the old scanner is received by 3Shape.
- The trade-up scanner program includes a new PC. The customer continues with the existing Software Packages, service agreement and software modules and with the same license period.
- If you are trading-up a scanner of which you were not the original reseller, you must take over the main dongle and support.
- The 3Shape Trade-up program is valid for all 3shape scanners.
- Include scanner serial number and dongle number of existing 3Shape scanner when ordering.

Trade-in

Trade-in program is for trading in a competitive system against a new 3Shape Lab Scanner System. The competitive Trade-in program includes a new PC and choice of Premium Software Package. The trade-in program is valid for specific 3rd party scanners when purchasing E2, E3, E4 and D2000.

For more information regarding trade-in value, shipping address etc. please see Dental System Pricelist.


























Promo Code:

10010

Scanner Tools










Suggested Retail prices shown below.






	<p>Articulator Holder (Incl. 2 X 3Shape Rubber Bands) #80610257</p> <p>Allows the user to mount all 3Shape acknowledge articulators in all E-scanner models. Requires Dental System 17.3.0 or newer Software version</p>
	<p>3Shape Rubber Bands (X4) for Articulator Holder #80610258</p> <p>Used as replacement or additional 3Shape Rubber Bands included in the delivery of the 3Shape Articulator Holder</p>
	<p>Multi-Dongle #80602507</p> <p>Additional dongles with distribution of licenses and site options. The dongle can be inserted into same PC as existing dongle. The dongle will be consolidated and seen as one dongle afterwards. Order of minimum 5 dongles</p>
	<p>Scanner Interface Plate, Standard #06070009</p> <p>To be used for scanning of non-mounted models with all 3Shape lab scanners. To be used together with Scan Height Adapter. For large interior scanner interface plates, please use Generic Articulator Transfer Plates (items: 80600124 & 80600125)</p>
	<p>Occlusion Setup Tool #80600104</p> <p>(incl. 4 high-precision Interface Plates & 1 Calibration Plate)</p> <p>Allows user to set up upper and lower arches prior to scanning and to skip the bite scan. Requires Dental System 2.9.9.2 or newer software versions. Can be used for all scanner models</p>
	<p>Calibration Plate for Occlusion Setup Tool #80600120</p> <p>Used as replacement item for the calibration plate included in the delivery of the Occlusion Setup Tool</p>
	<p>Interface Plate Occlusion Setup Tool #80600121</p> <p>Used as replacement item for the interface plates included in the delivery of the Occlusion Setup Tool</p>
	<p>Scan Height Adapter – 1 stripe #80600118</p> <p>To be used with and included with all lab scanners with large interior (D750, D850, D900L, D1000 and D2000 (left axis)). To be used with interface plate on top to ensure correct position of models and dies for scanning. Can be taken out of the scanner when scanning mounted models using transfer plates (see note 2)</p>
	<p>Scan Height Adapter – 2 stripes #80600119</p> <p>To be used with and included with D2000 (right axis). To be used with interface plate on top to ensure correct position of models and dies for scanning. Can be taken out of the scanner when scanning mounted models using transfer plates (see note 2)</p>
	<p>Scan Height Adapter – E scanners #80600129</p> <p>To be used with and included with all E Scanners (E1, E2, E3, E4). To be used with interface plate on top to ensure correct position of models and dies for scanning. Can be taken out of the scanner when scanning mounted models using Articulator Transfer Plates</p>
	<p>Dental 2-cast Fixture #80200002</p> <p>Fixture for all desktop scanner models. Used for fixing the occlusal alignment of upper and lower cast during scanning. To be used with Scan Height Adapter</p>
	<p>Dental Wax-up bridge Fixture #80200004</p> <p>Fixture for all desktop scanner models. Used for fixing complete wax-up bridges in the scanner. To be used with Scan Height Adapter.</p>

	<p>Impression Fixture</p> <p>Fixture for all desktop scanner models. Used for fixing dental impressions in the scanner. To be used with Scan Height Adapter</p>	#80200005
	<p>Implant Cast Fixture</p> <p>Fixture for all desktop scanner models. Used for fixing implant models in the scanner. To be used with Scan Height Adapter</p>	#80600000
	<p>Wieland Impression Fixture</p> <p>Fixture for all desktop scanner models. Used for fixing full arch single and triple tray impressions in the scanner. To be used with Scan Height Adapter</p>	#80600111
	<p>Full Denture Fixture</p> <p>Fixture for all desktop scanner models. Used for fixing full arch single and triple tray impressions in the scanner. To be used with Scan Height Adapter</p>	#80600113
	<p>Multi-die Fixture</p> <p>Fixture used for fixing up to 7 individual dies. To be used together with Scan Height Adapter with large interior lab scanners (E1, E2, E3, E4, D750, D850, D900L, D1000 and D2000)</p>	#80600130
	<p>Blu-Tack®</p> <p>1 package of Blu-Tack® scan clay (90 gram)</p>	#02050005
	<p>Standard PC – HP 800 G4 Win10Pro</p> <p>For E1, E2, D500, D700, D710, D750, D800, D810 scanner. Including mouse and keyboard (monitor is NOT included)</p>	#20000109
	<p>High Performance PC – HP Z2 TWR G4 Workstation Win10Pr</p> <p>For E1, E2, E3, E4, D850, D900, D900L, D1000, D2000 scanner. Including mouse and keyboard (monitor is NOT included)</p>	#20000114
	<p>Ultra PC – HP Z2 TWR G4G Workstation Win10Pr</p> <p>For E1, E2, E3, E4, D850, D900, D900L, D1000, D2000 scanner. Including mouse and keyboard (monitor is NOT included)</p>	#20000117
	<p>SpaceExplorer 3D Mouse</p> <p>SpaceExplorer 3D Mouse (3D Connection) with 3Shape logo. Six-degrees-of-freedom technology, QuickView navigation keys</p>	#02019104
	<p>3Shape Articulator</p> <p>3Shape Articulator used for articulation of digital lab models designed in 3Shape's Model Builder</p>	#80610005

Articulator Transfer Plates & more

You need both Articulator Calibration Object and Articulator Transfer Plates to transfer the model's position from physical articulator to virtual articulator in Dental System.

	Lab Scanner Calibration Object For calibrating all 3Shape lab scanners. To be used with Scan Height Adapter (items 80600118, 80600119 or 80600129)	#80610259
	Articulator Calibration Object For calibrating the transfer of position from physical articulator to virtual articulator. User mounts object in gypsum to transfer position and can skip the bite scan. Can be used with any transfer plate. Works with all scanners	#80600109
	Generic Articulator Transfer Plate – 1 stripe To be used with all large interior scanners (E1, E2, E3, E4, D750, D850, D900L, D1000 and D2000 (left axis)). Allows users to make their own transfer plates for articulator systems not (yet) supported by other 3Shape Transfer Plates, such as BioArt & many more. Can also be used as Interface Plate to temporarily mount any object on (see note 1 & 2)	#80600124
	Generic Articulator Transfer Plate – 2 stripes To be used with D2000 scanners (right axis). Allows users to make their own transfer plates for articulator systems not (yet) supported by other 3Shape Transfer Plates, such as BioArt & many more. Can also be used as Interface Plate to temporarily mount any object on. To be purchased in addition to Generic Transfer Plate – 1 stripe (left axis) to be able to benefit from the D2000 scanner's full potential (see note 1 & 2)	#80600125
	Adesso Artex Articulator Transfer Plate – 1 stripe To be used with all large interior scanners (E1, E2, E3, E4, D750, D850, D900L, D1000 and D2000 (left axis)). Used with Baumann Adesso coupling system typically used with Ivoclar Stratos 300 articulator. Also used with ACR (Artex compatible) articulators (see note 2)	#80600112
	Adesso Artex Articulator Transfer Plate – 2 stripes To be used with D2000 scanners (right axis). To be purchased in addition to Adesso Artex Articulator Transfer plate – 1 stripe (left axis) to be able to benefit from the D2000 scanner's full potential. Used with Baumann Adesso coupling system typically used with Ivoclar Stratos 300 articulator. Also used with ACR (Artex compatible) articulators (see note 2)	#80600117
	Whip Mix DENAR Mark 330 Articulator Transfer Plate – 1 stripe To be used with all large interior scanners (E1, E2, E3, E4, D750, D850, D900L, D1000 and D2000 (left axis)). Used with Whip Mix DENAR Mark 330 articulators (see note 2)	#80600106
	Whip Mix DENAR Mark 330 Articulator Transfer Plate – 2 stripes To be used with Whip Mix DENAR Mark 330 articulators and D2000 scanners (right axis). To be purchased in addition to Whip Mix DENAR Mark 330 Transfer plate – 1 stripe (left axis) to be able to benefit from the D2000 scanner's full potential (see note 2)	#80600114
	SAM Articulator Transfer Plate – 1 stripe To be used with all large interior scanners (E1, E2, E3, E4, D750, D850, D900L, D1000 and D2000 (left axis)). Used with SAM articulators (see note 2)	#80600107

	<p>SAM Articulator Transfer Plate – 2 stripes</p> <p>To be used with SAM articulators and D2000 scanners (right axis). To be purchased in addition to SAM Transfer plate – 1 stripe (left axis) to be able to benefit from the D2000 scanner’s full potential (see note 2)</p>	#80600115
	<p>KaVo Protar Articulator Transfer Plate – 1 stripe</p> <p>To be used with all large interior scanners (E1, E2, E3, E4, D750, D850, D900L, D1000 and D2000 (left axis)). Used with KaVo Protar articulators (see note 2)</p>	#80600108
	<p>KaVo Protar Articulator Transfer Plate – 2 stripes</p> <p>To be used with KaVo Protar articulators and D2000 scanners (right axis). To be purchased in addition to KaVo Protar Transfer plate – 1 stripe (left axis) to be able to benefit from the D2000 scanner’s full potential (see note 2)</p>	#80600116
	<p>Shofu MSMP Articulator Transfer Plate – 1 stripe</p> <p>To be used with all large interior scanners (E1, E2, E3, E4, D750, D850, D900L, D1000 and D2000 (left axis)). Used with Shofu articulators. Requires MSMP plate to be mounted on top. Please purchase MSMP plate from your articulator provider (see note 2)</p>	#80600127
	<p>Shofu MSMP Articulator Transfer Plate – 2 stripes</p> <p>To be used with Shofu articulators and D2000 scanners (right axis). To be purchased in addition to Shofu Transfer plate – 1 stripe (left axis) to be able to benefit from the D2000 scanner’s full potential. Requires MSMP plate to be mounted on top. Please purchase MSMP plate from your articulator provider (see note 2)</p>	#80600128

Advanced Section

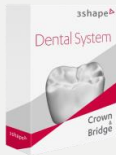
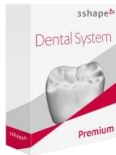
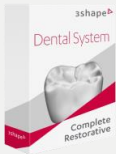
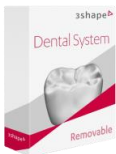


Additional design seats,
Stand-alone packages
and Upgrades



Dental System Additional Seats





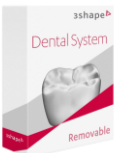



Add an additional Software Package design seat on an existing dongle. LabCare customers enjoy a Family Discount of 25% on both the purchase price and the annual subscription for all additional seats. It requires the additional seats to be on the same dongle and with LabCare. Kindly note that the initial choice between LabCare and Basic Package also defines the LabCare Service for the Additional Seats and it also affects the item number on your order.

Suggested retail prices show below.

		LabCare	Basic Package
	<p>Crown & Bridge – Additional Seat</p> <p>Design full anatomies, bridges, copings, frameworks and wax-ups. Use CAD points to provide advanced indications. Requires active subscription of Dental System Crown & Bridge, Premium or Complete Restorative on the same dongle</p>	<p>#80240115</p> <p>Annual Subscription</p>	<p>#80241361</p>
	<p>Dental System Premium – Additional Seat</p> <p>Design all indications from the Crown & bridge package plus splints, digital temps, digital smile design, RealView, telescopes, post & core and more. Requires active subscription of Dental System Complete Restorative or Dental System Premium on the same dongle</p>	<p>#80240003</p> <p>Annual Subscription</p>	<p>#80241349</p>
	<p>Dental System Complete Restorative – Additional seat</p> <p>Get all indications from the Premium and Removables package plus all available restorative add-ons to design abutments, implant bars, models and more at an attractive price. Requires active subscription of Dental System Complete Restorative on the same dongle</p>	<p>#80240196</p> <p>Annual Subscription</p>	<p>#80241363</p>
	<p>Dental System Removables – Additional Seat</p> <p>For labs that specialize in providing full and partial dentures. Requires active Removables on the same dongle</p>	<p>#80243210</p> <p>Annual Subscription</p>	<p>#80241369</p>
	<p>Removable Partial Design – Additional Seat</p> <p>CAD software for designing removable partial dentures. Requires active Removable Partial Design on the same dongle</p>	<p>#80243081</p> <p>Annual Subscription</p>	<p>#80241365</p>
	<p>Full Dentures – Additional Seat</p> <p>CAD software for designing Full Dentures including Dental Manager. Impression scanning for dentures included. Requires active Full Dentures on the same dongle</p>	<p>#80243120</p> <p>Annual Subscription</p>	<p>#80241367</p>

Dental System Stand-alone

Each stand-alone module includes 1 seat on a new dongle. For additional seats please see the previous page for prices and items. Kindly note that the initial choice between LabCare or Basic Package also defines the LabCare Service Model for the additional seats. Suggested retail prices shown below.









	LabCare	Basic Package
 <p>Dental System Scan Only – Stand-alone Scanning software for 3Shape scanners as stand-alone for to give the flexibility to use an existing dongle with Dental System design modules on another workstation.</p>	<p>#80241356</p> <p>Annual Subscription</p>	<p>#80241357</p>
 <p>Dental System Crown & Bridge – Stand-alone Design full anatomies, bridges, copings, frameworks and wax-ups. Use CAD points to provide advanced indications. Includes the ability to receive TRIOS® cases</p>	<p>#80240105</p> <p>Annual Subscription</p>	<p>#80241360</p>
 <p>Dental System Premium – Stand-alone Design all indications from the Crown & bridge package plus splints, digital temps, digital smile design, RealView, telescopes, post & core and more. Includes the ability to receive TRIOS cases</p>	<p>#80240004</p> <p>Annual Subscription</p>	<p>#80241348</p>
 <p>Dental System Complete Restorative Get all indications from the Premium and Removables packages plus all available restorative add-ons to design abutments, implant bars, models and more at an attractive price</p>	<p>#80240195</p> <p>Annual Subscription</p>	<p>#80241362</p>
 <p>Dental System Removables - Stand-alone For labs that specialize in providing full and partial dentures. Impression scanning for Dentures included</p>	<p>#80243200</p> <p>Annual Subscription</p>	<p>#80241368</p>
 <p>Removable Partial Design – Stand-alone CAD software for designing Removable Partial Dentures including Dental Manager</p>	<p>#80243051</p> <p>Annual Subscription</p>	<p>#80241364</p>
 <p>Full Dentures – Stand-alone CAD software for designing Full Dentures including Dental Manager. Impression scanning for dentures included</p>	<p>#80243091</p> <p>Annual Subscription</p>	<p>#80241366</p>
 <p>Dental Manager Inbox, 100 connections – Stand-alone Order reception and filtering software, 100 connections*</p>	<p>#80241040</p> <p>Annual Subscription</p>	<p>#80241062</p>

* When a larger Inbox is required, the full price of the new Inbox is charged and the prorated price for the previously purchased Inbox is deducted from the new price.

With LabCare the subscription cost of the new Inbox applies from this point.

Software Package Upgrade

Want to switch to a more suitable software package? Simply upgrade to the package of your choice. The items below upgrade 1 software package design seat. If the dongle contains more than 1 design seat you can choose to upgrade both or only one of the packages. Please note that if the design seat has LabCare the renewal date of the annual subscription will not change. Suggested retail prices shown below.

	Item number
 Upgrade Scan Only to Crown & Bridge	#80248600
 Upgrade Scan Only to Premium	#80248601
 Upgrade Scan Only to Complete Restorative	#80248602
 Upgrade Crown & Bridge to Premium	#80248603
 Upgrade Crown & Bridge to Complete Restorative	#80248604
 Upgrade Premium to Complete Restorative	#80248605
 Upgrade Removables to Complete Restorative	#80248702
 Upgrade Premium TRIOS Only to Complete Restoration TRIOS Only	#80248742

Conversion to Complete

Benefit from our package and convert your existing Dental System Premium with add-ons to the new Complete Restorative Package covering Dental System Premium and all restorative add-ons with at a fixed lower annual subscription. Conversion of existing subscriptions with Dental System Premium + number of restorative add-ons to Complete Restorative:







Number of active restorative add-on modules*	Promo Code
3 modules	10265
4-5 modules	10266
All modules	10267

* Please note the conversion applies for subscription of 1 Dental System Premium and add-ons. Restorative add-ons: Abutment Designer, Abutment Designer and Implant Bar and Bridge, Removable Partial Design, Full Dentures, Model Builder TRIOS / Model Builder ALL Scans, Impression Scanning. Smile Design and Splint Design is omitted in the conversion scheme. Add-on packages count as many modules as they contain. I.e. Abutment, Bar & Bridge package counts as 2 add-ons when converting. Please contact sales@3shape.com for quotation.

In case of several Dental System Premium design seats on the same dongle the additional seats will remain on family rebate after conversion. The complete package is considered a Premium license as 1st seat + add-ons as 1st seats. Any purchase of additional seats and add-ons for the same dongle will be entitled to family subscription rate.

3Shape TRIOS Integration

Suggested retail prices shown below.


	<p>3Shape Communicate Inbox Inbox to receive TRIOS® scans directly from dentists. Included in Dental System</p>	<p>Included in Dental System</p>
	<p>3Shape Communicate Inbox – Stand-alone Inbox to receive TRIOS scans. Includes STL export option and trial version of Dental System – TRIOS only*</p>	<p>#80241120 Annual Subscription</p>
	<p>Dental System– TRIOS only Dental System Premium software that can be used with TRIOS scans only. Includes 3Shape Communicate Inbox and Model Builder for TRIOS scans</p>	<p>#80241110 Annual Subscription</p>
	<p>Dental System Complete Restorative – TRIOS only Dental System Premium that can be used with TRIOS scans only. Contains all restorative add-ons and Model Builder TRIOS. Includes 3Shape Communicate Inbox</p>	<p>#80241220 Annual Subscription</p>
	<p>Scan STL Export Option (for Dental System Scan Only) Export TRIOS scans and lab scans from 3Shape Dental Manager as STL. Included free of charge for all Dental System software packages except for Scan Only. Requires active Dental System license</p>	<p>#80241130 Included in all Dental Systems, except scan-only**</p>

* Only available with LabCare.

** Included in Dental System software, except for Scan-only. Annual subscription for LabCare Scan-only see pricelist.

3Shape Communicate

Facilitates case communication between lab technicians, dentists and surgeons online.

	<p>3Shape Communicate Inbox 3Shape Communicate account for online communication between lab and dentist.</p>	<p>Included in Dental System</p>
--	---	---

Warranty & Replacement Service



Up to 5 Year Warranty & Replacement Service on 3Shape Lab Scanners




#99000100

With LabCare we offer a Warranty & Replacement Service add-on for 3Shape Lab Scanners covering for up to 5 years from scanner purchase. 5 year warranty and replacement service is included on E4 and D2000 for LabCare customers*

* Please be informed that the Warranty & Replacement Service add-on is limited to the following models: E1, E2, E3, E4 and D2000. Transportation not included. Please note if you discontinue LabCare then you also forfeit the LabCare Warranty & Replacement service. A48 hour replacement service is offered for customers in EU, North America and Australia.

LabCare Service Charge and Support fees

Suggested retail prices shown below.






		Item number
	Basic Package to LabCare Service Charge If you want to sign up for LabCare later you can do this by paying a service charge plus paying for the subscription	#99000120
	LabCare to Basic Package Service Charge* With E-scanners the Lab has the option to discontinue LabCare by paying a service charge. D1000 and D2000 bought after January 1st 2018 can also opt out of LabCare	#99000130
	Basic Package – Support fee Basic Package customer are invoiced for support provided by 3Shape on a pay-per-case basis. The fee for reseller support is defined by the reseller	#99000260

* Please note if you discontinue LabCare then you also forfeit the LabCare Warranty and Replacement service.

3Shape Academy

Please register for training at 3Shape Academy (visit support.3shape.com or contact training@3shape.com for customized training). As a reseller you are obliged to participate in Update Training to ensure your organization is up-to-date regarding our Dental System. Training is offered at 3Shape offices in Copenhagen, Denmark, New Jersey, USA, Kiev, Ukraine, Shanghai, China, and Milan, Italy in English, German, Italian, Russian, French, and Chinese.

LabCare customers enjoy a minimum 25% discount on standard training prices.

	Update Training / 1 Day Annual Reseller Release Training (Mandatory) Learn usage, tools and understand functionality of the latest annual release of the Dental System. Requires knowledge of the previous versions of the Dental System	Included as part of LabCare
	Basic Training (2 days, max 14 persons) Provides attendees with the ability to successfully and efficiently operate Dental System. Dental background required. Training at 3Shape location	#99500000
	Advanced Training (1 day) Provides attendees with the ability to use Dental System in advanced mode. Advanced Dental background and knowledge of Dental System recommended	#99500010
	Customized Trainings or Presentations To be agreed between the particular reseller and 3Shape Academy	#99500020
	Travel and Accommodation For the 3Shape Trainer	#99500050

Demo systems and Demo box

Demo systems available for sale to our resellers only and exclusively for demonstration purposes. The systems come with Complete Restorative to allow you to demonstrate all indications and features. The systems have limited saves.*



E1
Complete Restorative system – DEMO



E2
Complete Restorative system – DEMO



E3
Complete Restorative system – DEMO



E4
Complete Restorative system – DEMO



D2000
Complete Restorative system – DEMO

Item	#20007405	#20007425	#20007445	#20007495	#20007825
------	-----------	-----------	-----------	-----------	-----------



3Shape Lab Scanner Demo Box for resellers.

#80000020

If you do sales demonstrations of any 3Shape Lab Scanner you must have this. The box contains:

- USB with tips on how to make good demos of 3Shape lab scanners.
- Ivoclar Stratos® articulator including Baumann Adesso Split plates.
- 3Shape Articulator Holder.
- Impression Fixture.
- Adesso Artex Transfer Plate – 1 stripe & 2 stripe
- Occlusion Transfer Calibration object – mounted and ready
- 3D printed set of models mounted to fit the articulator.
- 3D printed triple tray and a separate die for impression scanning.
- Metal tweezers used to take dies out of the models.
- Blu-Tack®.
- Extra room for your own favorite demonstration models.

Education systems

Education systems is to be used exclusively for training and education purposes by schools, universities or training centers. The name of the university/school and contact person are required at order placement. All upgrades are included for a period of 5 years.*



E2
Complete Restorative system – EDU



E3
Complete Restorative system – EDU



E4
Complete Restorative system – EDU



D2000
Complete Restorative system – EDU

Item	#20007426	#20007446	#20007496	#20007826
------	-----------	-----------	-----------	-----------

* See price list for more information.

Appendix Section



Appendix I: Scanner Hardware configurations

E1 Scanner

Essential scanning to digitize your lab



Hardware Warranty

- 1-year warranty and repair incl. for lab scanner
- 3-year warranty on PC

Desktop PC*

- Standard PC (model subject to change)
- Operating system and CAD software pre-installed
- Mouse and keyboard included (monitor NOT included)
- Windows 10 Pro, 64-bit, English (Support for 35 languages)
- Windows 10 Pro Recovery Partition on hard drive

Scanner Tools

- 1 x Lab Scanner Calibration Object
- 3 x Scanning Interface Plate
- 1 x Scan Height Adapter
- 1 x Blu-Tack® scan clay
- 1 x Articulator Holder including 2 rubber bands (added per default)
- 1 x Generic Transfer Plate (added by default with Articulator Holder)

If Articulator Holder is not preferred alternatively choose:

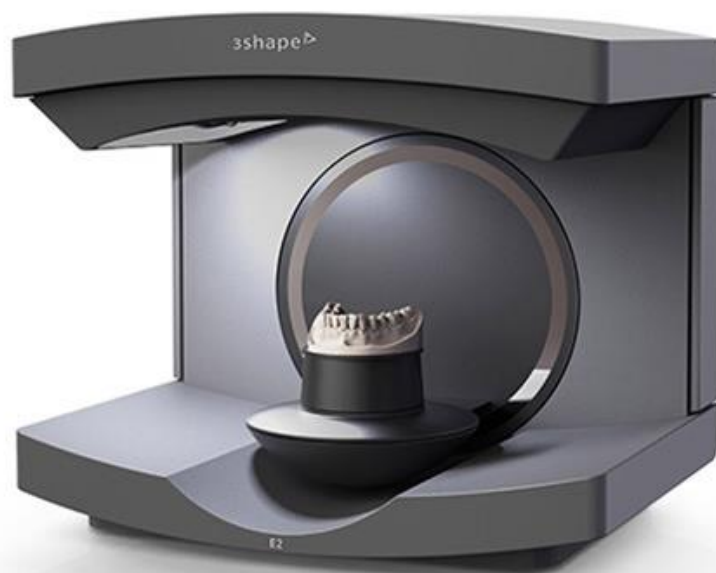
- 1 x Articulator Calibration Object**
- 1 x Articulator Transfer Plate of choice**

* Upgrade to a more powerful PC. See page 11.

** See page 15-16. Generic Transfer Plate will be added by default if no other type has been chosen.

E2 Scanner

Increase productivity and texture scanning



Hardware Warranty

- 1-year warranty and repair incl. for lab scanner
- 3-year warranty on PC

Desktop PC*

- Standard PC (model subject to change)
- Operating system and CAD software pre-installed
- Mouse and keyboard included (monitor NOT included)
- Windows 10 Pro, 64-bit, English (Support for 35 languages)
- Windows 10 Pro Recovery Partition on hard drive

Scanner Tools

- 1 x Lab Scanner Calibration Object
- 3 x Scanning Interface Plate
- 1 x Scan Height Adapter
- 1 x Blu-Tack® scan clay
- 1 x Articulator Holder including 2 rubber bands (added per default)
- 1 x Generic Transfer Plate (added by default with Articulator Holder)

If Articulator Holder is not preferred alternatively choose:

- 1 x Articulator Calibration Object**
- 1 x Articulator Transfer Plate of choice**

* Upgrade to a more powerful PC. See page 11.

** See page 15-16. Generic Transfer Plate will be added by default if no other type has been chosen.

E3 Scanner

High performance and implant bar accuracy



Hardware Warranty

- 1-year warranty and repair incl. for lab scanner
- 3-year warranty on PC

Software modules

- Impression scanning included

Desktop PC*

- High Performance PC (model subject to change)
- Operating system and CAD software pre-installed
- Mouse and keyboard included (monitor NOT included)
- Windows 10 Pro, 64-bit, English (Support for 35 languages)
- Windows 10 Pro Recovery Partition on hard drive

Scanner Tools

- 1 x Lab Scanner Calibration Object
- 3 x Scanning Interface Plate
- 1 x Scan Height Adapter
- 1 x Blu-Tack® scan clay
- 1 x Multi-die Fixture
- 1 x Articulator Holder including 2 rubber bands (added per default)
- 1 x Generic Transfer Plate (added by default with Articulator holder)

If Articulator Holder is not preferred alternatively choose:

- 1 x Articulator Calibration Object**
- 1 x Articulator Transfer Plate of choice**

* Upgrade to a more powerful PC. See page 11.

** See page 15-16. Generic Transfer Plate will be added by default if no other type has been chosen.

E4 Scanner

Unrivaled speed and die-in-model scanning



Hardware Warranty

- 5 Year Warranty and replacement service incl. for lab scanner with LabCare Service (Provided LabCare has been chosen as Service package)
- 3 Year Warranty on PC

Software modules

- Impression scanning included

Desktop PC*

- High performance PC (model subject to change)
- Operating system and CAD software pre-installed
- Mouse and keyboard included (monitor NOT included)
- Windows 10 Pro, 64-bit, English (Support for 35 languages)
- Windows 10 Pro Recovery Partition on hard drive

Scanner Tools

- 1 x Lab Scanner Calibration Object
- 3 x Scanning Interface Plate
- 1 x Scan Height Adapter
- 1 x Blu-Tack® scan clay
- 1 x Multi-die Fixture
- 1 x Articulator Holder including 2 rubber bands (added per default)
- 1 x Generic Transfer Plate (added by default with Articulator Holder)

If Articulator Holder is not preferred alternatively choose:

- 1 x Articulator Calibration Object**
- 1 x Articulator Transfer Plate of choice**

* Upgrade to a more powerful PC. See page 11.

** See page 15-16. Generic Transfer Plate will be added by default if no other type has been chosen.

D2000 Scanner

All-in-one scanning for max volume throughput



Hardware Warranty

- 5 Year Warranty and replacement service incl. for lab scanner with LabCare Service (Provided LabCare has been chosen as Service package)
- 3 Year Warranty on PC

Software modules

- Impression scanning included

Desktop PC*

- High performance PC (model subject to change)
- Operating system and CAD software pre-installed
- Mouse and keyboard included (monitor NOT included)
- Windows 10 Pro, 64-bit, English (Support for 35 languages)
- Windows 10 Pro Recovery Partition on hard drive

Scanner Tools

- 1 x Lab Scanner Calibration Object
- 3 x Scanning Interface Plate
- 2 x Scan Height Adapter
- 1 x Blu-Tack® scan clay
- 1 x Multi-die Fixture
- 1 x Articulator Calibration Object**
- 1 x Articulator Transfer Plate of choice – 1 stripe**
- 1 x Articulator Transfer Plate of choice – 2 stripes**

* Upgrade to a more powerful PC. See page 11.

** See page 15-16.

Appendix II: Dental System version 2019 Software Configurations

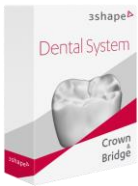
CAD Indications	Crown and Bridge	Premium	Complete Restorative	Removables
Copings and bridge frameworks	+	+	+	CAD Points / Upgrade
Anatomical copings and bridge framework	+	+	+	CAD Points / Upgrade
Full anatomical crowns and bridges	+	+	+	CAD Points / Upgrade
Gingiva on all indications	CAD Points / Upgrade	+	+	Upgrade
Single wax up / Wax up bridge	+	+	+	Upgrade
Inlay / Onlay / Inlay bridge / Veneers	+	+	+	Upgrade
Tabletops and Non-prepared Veneers	CAD Points / Upgrade	+	+	Upgrade
Multi-layer crowns and bridges	CAD Points / Upgrade	+	+	Upgrade
Digital temporaries	CAD Points / Upgrade	+	+	Upgrade
Virtual diagnostic wax-ups	CAD Points / Upgrade	+	+	Upgrade
Post & core	CAD Points / Upgrade	+	+	Upgrade
Telescopes	CAD Points / Upgrade	+	+	Upgrade
Customized abutments and screw-retained crowns	Add-on / CAD Points	Add-on / CAD Points	+	Add-on / CAD Points
Implant bars and bridges	Add-on / CAD Points	Add-on / CAD Points	+	Add-on / CAD Points
Full dentures	Add-on / CAD Points	Add-on / CAD Points	+	+
Removable partial dentures	Add-on / CAD Points	Add-on / CAD Points	+	+
Customized impression trays	CAD Points / Upgrade	+	+	+
Digital Models, Model Builder TRIOS or Model Builder All scans	Add-on / CAD Points	Add-on / CAD Points	+	Add-on / CAD Points
Positioning Guides	CAD Points / Upgrade	+	+	Upgrade
Smile Design – 2D design of smiles	Add-on/Upgrade	+	+	Add-on/Upgrade
Splints, night guards and protectors	Add-on/Upgrade	+	+	Add-on/Upgrade
Orthodontics / Orthodontic appliances	Add-on	Add-on	Add-on	Add-on
Implant Planning and Surgical Guides (see page 35)	Add-on	Add-on	Add-on	Add-on
Smile Composer including Sculpt Toolkit	+	+	+	+
Mirroring teeth	+	+	+	+
Simultaneous modeling on upper & lower	+	+	+	+
Dynamic virtual articulation	+	+	+	+
Attachments	+	+	+	+
RealView Engine with 2D Design guidelines	Upgrade	+	+	+
Align and re-use design	+	+	+	+
CAD block placement	+	+	+	+
3Shape Communicate Inbox and shade	+	+	+	+
Measurement	+	+	+	+
Basic / Expert mode	+	+	+	+
Advanced design validation tools	+	+	+	+
Dental Manager Inbox	50 connections	50 connections	50 connections	50 connections
Full manufacturing equipment compatibility	+	+	+	+
+	Included in the specific Dental System Software version 2019.			
Add-on / CAD Points	You can either use CAD points for each case or purchase of add-on module (sold separately). See more on Page 6 and 7.			
Upgrade	Requires upgrade to Dental System Premium or Dental System Complete Restorative edition (sold separately). Page 20.			
CAD Points / Upgrade	You can either use CAD points for each case or upgrade to Dental System Premium or Dental System Complete Restorative edition (sold separately). See more on Page 6, 7 and .			

Appendix III: Software Package content



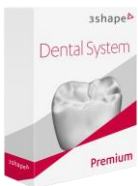
Dental System **Scan Only**

- Dental Manager (unlimited seats)*
- Dental Manager Inbox (50 connections)
- 3Shape Communicate Inbox



Dental System **Crown & Bridge**

- Dental Designer Crown & Bridge (1 seat)
- Dental Manager (unlimited seats)
- Dental Manager Inbox (50 connections)
- 3Shape Communicate Inbox
- Free trial : 100 CAD Points



Dental System **Premium**

- Dental Designer Premium (1 seat)
- Dental Manager (unlimited seats)
- Dental Manager Inbox (50 connections)
- 3Shape Communicate Inbox

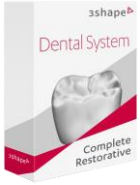
Free trial: 100 CAD Points

Restorative Add-on Modules included:

- Smile Design (1 seat)
- Splint Design (1 seat)

* Supports 3Shape file format only

Appendix III: Software Package content

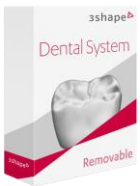


Dental System **Complete Restorative**

- Dental Designer Premium (1 seat)
- Dental Manager (unlimited seats)
- Dental Manager Inbox (50 connections)
- 3Shape Communicate Inbox

Restorative Add-on Modules included:

- Abutment Designer (1 seat)
- Implant Bar and Bridge (1 seat)
- Model Builder ALL Scans (1 seat)
- Full Dentures (1 seat)
- Removable Partial Design (1 seat)
- Impression scanning
- Smile Design (1 seat)
- Splint Design (1 seat)



Dental System **Removables**

- Full Dentures (1 seat)
- Removable Partial Design (1 seat)
- Dental Manager (unlimited seats)
- Dental Manager Inbox (50 connections)
- 3Shape Communicate Inbox
- Impression scanning
- Free trial: 100 CAD Points

Appendix IV

LabCare terms and conditions

When signing up for LabCare at time of scanner purchase the customers get the first year of subscription for free. Customers having purchased an E scanner with LabCare can discontinue LabCare and switch to the Basic package by paying a service charge. A D1000 and D2000 purchased in January 2018 onwards can discontinue LabCare and switch to Basic package by paying a service charge. Customers discontinuing LabCare, also forfeits the LabCare Warranty & Replacement service. Basic package customer who wants to switch to LabCare later can do this by paying a service charge plus paying for the subscription. See page 22 LabCare Service Charge. Within the first 12 months it is possible to switch from Basic package to LabCare free of charge. LabCare is paid 12 months upfront. Any changes to subscription compared to previous prices will take effect for existing subscriptions upon invoicing of the next 12 months period.

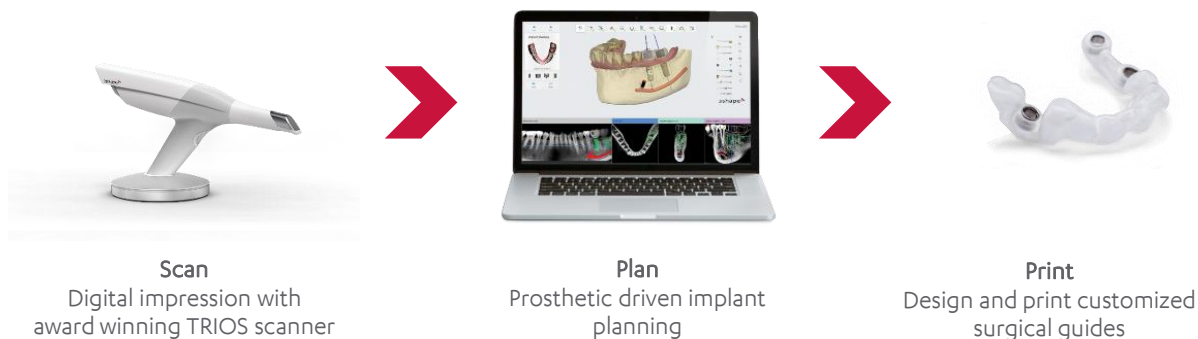
Appendix V: CAD points

Please note CAD Points require minimum Crown & Bridge software package.

CAD Indications	CAD Points
Copings and bridge frameworks	4 per unit
Anatomical copings and bridge framework	4 per unit
Gingiva on all indications	4 per case
Single wax up / Wax up bridge	4 per case
Tabletops and Non-prepared Veneers	4 per unit
Multi-layer crowns and bridges	4 per case
Digital temporaries	4 per unit
Virtual diagnostic wax-ups	4 per unit
Post & core	4 per unit
Telescopes	4 per unit
Customized abutments and screw-retained crowns	9 per implant
Implant bars and bridges	9 per implant
Full dentures	15 per case
Removable partial dentures	15 per case
Customized impression trays	4 per case
Digital models (Model Builder) TRIOS case	6 per case
Digital models (Model Builder) 3Shape impression scans	6 per case
Digital models (Model Builder) 3rd party case*	12 per case
Positioning Guides	4 per case

* STL, Sirona Cerec scans (3se files), iTero scans, 3M True Definition, and PlanScan.

Appendix VI: Implant Studio



Plan your prosthetic driven implant procedures based on esthetics, intended final restoration, available bone and the overall clinical situation to deliver increased treatment predictability and better outcome. The Implant Studio software includes the ability to design custom surgical guides and direct link to selected 3D printers for in-house production or send-to external partner for production.

Details

- Surgical guide export (STL) included and CAM software for guide printing for selected verified 3D printers included – please contact your reseller for more information.
- Creates output for implant position file with the associated impression scan, which can be imported into 3Shape lab system for restorative design.
- Includes option to receive cases from Implant Planner version to design surgical guide.

Implant Studio App for Dental System

Enables same-day-dentistry with local production of surgical guides and ability to design of implant prosthetics in Dental System Premium Platform.

	Implant Studio App for Dental System Prosthetic driven implant planning and surgical guide design with option to 3D print guide either in-house or send-to option via STL export.	#85240010 Annual Subscription
--	--	---

* To be eligible to add-on price it is required to have Dental System Crown & Bridge, Premium or Complete Restorative. Otherwise a Implant Studio stand-alone versions has to be purchased. Please contact your reseller for stand-alone pricing.

System Requirements for 3Shape Dental System

Item	Minimum Requirements*	Recommended
Operating System	Windows 8 Home (64-bit) Windows 8.1 Home (64-bit) Windows 10 Home (64-bit)	Windows 8 Pro (64-bit) Windows 8.1 Pro (64-bit) Windows 10 Pro (64-bit)
Memory (RAM)	8GB	16GB (32GB**)
Video Card	512MB NVIDIA GeForce or NVIDIA Quadro DirectX 10/11	1GB/2GB NVIDIA GeForce or NVIDIA Quadro DirectX 10/11
HDD	250GB	500GB (1TB***)
Available HDD Space	Minimum of 20GB of free disk space	
Processor	Intel Core i5	Intel Core i7 or equivalent
3D Mouse		3DConnexion SpaceMouse™ Pro
Monitor Resolution	1920 x 1080 1920 x 1200	
Network	Internet connection	
USB Ports	USB 2.0 for 3Shape desktop scanner	
Mouse	Mouse with wheel button support	

* If you are planning to use Implant Studio® integrated with Dental System, please check the system requirements for Implant Studio® in the corresponding user manual.

** For simultaneous scanning and modelling of large cases, we recommend 32GB RAM.

*** We recommend 1TB Hard Drive if used as a stand-alone system or a server with the order folder.

PLEASE NOTE!

The 3Shape desktop scanner has to be connected to a USB 2.0 port and it should be the only device in the USB host controller unless otherwise recommended by 3Shape for specific PCs. It is recommended to connect keyboard, mouse, dongle and other peripherals to free USB 3.0 port when available 3Shape lab scanners do not work on shared USB connections.

Notes:

This product catalogue is intended for resellers of 3Shape products. The availability of products and services mentioned here are subject to agreement between the reseller and end-user.

Wherever this catalogue may contain indications of prices/charges payable by the end users (labs) for the products and services covered herein, such prices and charges are only indications of suggested retail prices/charges. Similarly, any other indications herein of terms and conditions applicable to the end users are only to be read as suggested terms and conditions. All suggested retail prices are ex. Vat:

1. 1 or 2 stripes on the side of each Articulator Transfer Plate (and the matching Scan Height Adapter) indicate the type of Articulator Transfer Plate (and the matching Scan Height Adapter). 1 stripe = for D750, D850, D900L, D1000 and D2000 (left axis). 2 stripes = D2000 (right axis) – to help you inserting the parts correctly into the respective scanner model.
2. Allows users to make their own Articulator Transfer Plates for articulator systems not (yet) supported by other 3Shape Articulator Transfer Plates. The Generic Articulator Transfer plate can be used to transfer the model's position to the virtual articulator, when the customer is using an articulator for which 3Shape does not provide its own transfer plates. To do this, the Generic Articulator Transfer plate should be glued together with a split plate (disposable plate used to mount casts on) of any articulator system in order to create an Articulator Transfer Plate for mounted models for any articulator. After gluing, the Articulator Transfer Plate must be calibrated using the Articulator Calibration Object. The Generic Articulator Transfer Plate can also be used as Interface Plate to temporarily mount any object on.

This Product Catalog includes products that
are developed and manufactured by
3Shape A/S, 3Shape TRIOS A/S and 3Shape Medical A/S

Last revised: 6th of August 2019